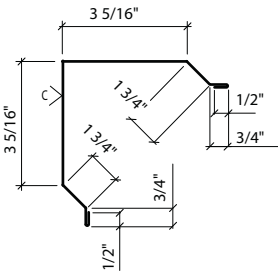
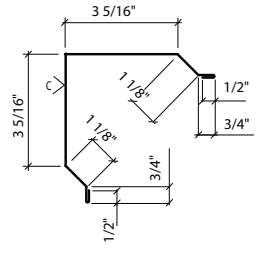
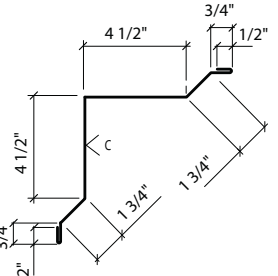
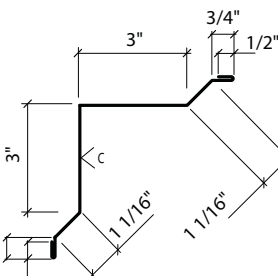
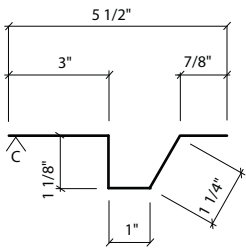
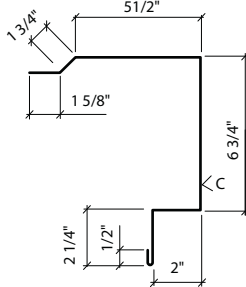
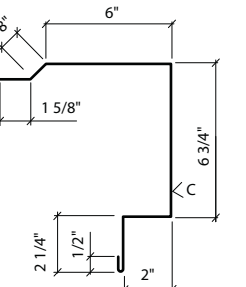
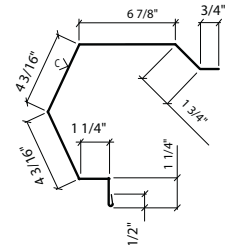


## TRIM

ITEM	DESCRIPTION				PRICE PER EACH		
CORNER TRIM - OUTSIDE ("R" AND "A" PANEL)  	PART						
	NUMBER	LENGTH	GIRTH	WEIGHT	GALVALUME®	SMP	KYNAR
	FL-10A	10'-2"	12 5/8"	8.50#	27.40	31.90	39.95
	FL-10B	12'-2"	12 5/8"	9.69#	32.80	38.20	47.85
	FL-10C	14'-2"	12 5/8"	11.28#	38.20	44.45	55.70
	FL-10D	16'-2"	12 5/8"	12.87#	43.55	50.70	63.55
FL-10E	20'-2"	12 5/8"	16.06#	54.35	63.35	79.25	
CORNER TRIM - OUTSIDE ("U" PANEL)  	PART						
	NUMBER	LENGTH	GIRTH	WEIGHT	GALVALUME®	SMP	KYNAR
	FL-11A	10'-2"	11 3/8"	8.98#	25.80	29.90	37.15
	FL-11B	12'-2"	11 3/8"	10.75#	30.90	35.75	44.45
	FL-11C	14'-2"	11 3/8"	12.52#	36.00	41.65	51.75
	FL-11D	16'-2"	11 3/8"	14.29#	41.05	47.50	59.05
FL-11E	20'-2"	11 3/8"	17.82#	51.20	59.25	73.65	
CORNER TRIM - INSIDE ("R" PANEL)  	PART						
	NUMBER	LENGTH	GIRTH	WEIGHT	GALVALUME®	SMP	KYNAR
FL-12	10'-2"	15"	10.67#	30.40	35.75	45.35	
CORNER TRIM - INSIDE ("U" PANEL)  	PART						
	NUMBER	LENGTH	GIRTH	WEIGHT	GALVALUME®	SMP	KYNAR
FL-13	10'-2"	10 5/8"	7.56#	24.90	28.65	35.45	

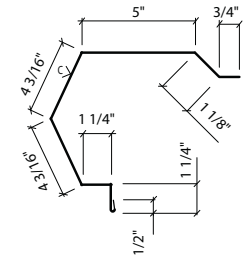
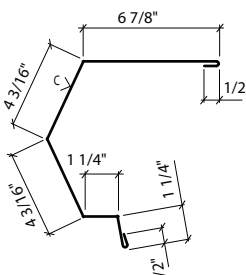
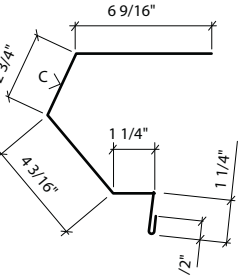
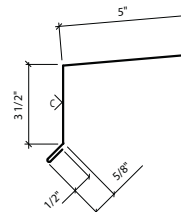
Consult the SBS TECHNICAL MANUAL for proper product application, design details and other product information.

## TRIM

ITEM	DESCRIPTION				PRICE PER EACH		
	PART NUMBER	LENGTH	GIRTH	WEIGHT	GALVALUME®	SMP	KYNAR
<b>PBA PANEL STARTER</b> 	FL-14A	10'-2"	7 1/4"	5.16#	14.25	16.85	21.50
	FL-14B	12'-2"	7 1/4"	6.18#	17.05	20.15	25.70
	FL-14C	14'-2"	7 1/4"	7.19#	19.85	23.45	29.90
	FL-14D	16'-2"	7 1/4"	8.20#	22.65	26.80	34.15
	FL-14E	20'-2"	7 1/4"	10.23#	28.25	33.40	42.60
<b>BOX RAKE TRIM ("R" PANEL)</b> 	FL-15A	10'-2"	20 1/4"	14.41#	34.50	41.70	54.65
	FL-15B	20'-2"	20 1/4"	28.59#	68.40	82.75	108.35
<b>RAKE ENDS PEAK BOX</b> (specify roof slope)	FL-16	N/A	N/A	.22#	6.45	7.80	9.05
	FL-17	N/A	N/A	2.10#	21.55	22.40	24.40
<b>BOX RAKE TRIM ("U" PANEL)</b> 	FL-18A	10'-2"	20 1/4"	14.41#	34.50	41.70	54.65
	FL-18B	20'-2"	20 1/4"	28.59#	68.40	82.75	108.35
<b>RAKE ENDS PEAK BOX</b> (specify roof slope)	FL-19	N/A	N/A	.22#	6.45	7.80	9.05
	FL-20	N/A	N/A	2.10#	21.55	22.40	24.40
<b>SCULPTURED RAKE TRIM ("R" PANEL)</b> 	FL-21A	10'-2"	20 3/4"	14.77#	36.40	43.80	57.05
	FL-21B	20'-2"	20 3/4"	29.29#	75.20	86.85	113.15
	NOTE: Add \$6.50 per mitered piece. Specify left or right.						
<b>RAKE ENDS PEAK BOX</b> (Specify roof slope)	FL-22	N/A	N/A	.22#	6.45	7.80	9.05
	FL-23	N/A	N/A	2.10#	21.55	22.40	24.40

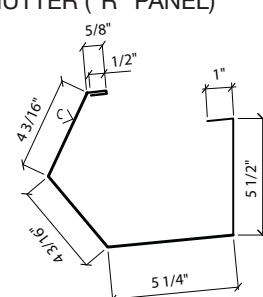
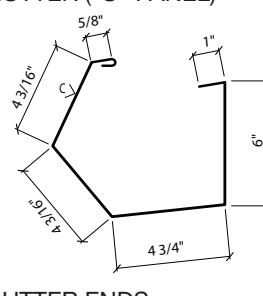
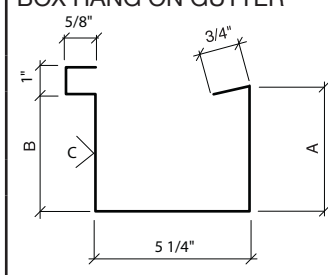
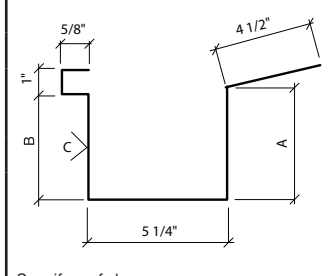

Consult the SBS TECHNICAL MANUAL for proper product application, design details and other product information.

## TRIM

ITEM	DESCRIPTION				PRICE PER EACH		
	PART NUMBER	LENGTH	GIRTH	WEIGHT	GALVALUME®	SMP	KYNAR
<b>SCULPTURED RAKE TRIM</b> ("U" PANEL) 	PART						
	FL-24A	10'-2"	18 1/4"	12.99#	33.25	39.75	51.40
	FL-24B	20'-2"	18 1/4"	25.76#	65.90	78.80	101.95
	NOTE: Add \$6.50 per mitered piece. Specify left or right.						
<b>RAKE ENDS</b>	FL-25	N/A	N/A	.22#	6.45	7.80	9.05
<b>PEAK BOX</b> (Specify roof slope)	FL-26	N/A	N/A	2.10#	21.55	22.40	24.40
<b>SCULPTURED HIGH SIDE EAVE</b> 	PART						
	FL-27A	10'-2"	18 3/4"	13.34#	33.85	40.55	52.55
	FL-27B	20'-2"	18 3/4"	26.47#	67.15	80.45	104.20
	NOTE: Add \$6.50 per mitered piece. Specify left or right. Specify roof slope.						
<b>END CAP</b> (Specify roof slope)	FL-28			.22#	6.45	7.80	9.05
<b>LOW SIDE EAVE TRIM</b> 	PART						
	FL-29A	10'-2"	16 1/2"	11.75#	28.50	34.35	44.90
	FL-29B	20'-2"	16 1/2"	23.29#	56.50	68.15	89.05
	NOTE: Add \$6.50 per mitered piece. Specify left or right. Specify roof slope.						
<b>END CAP</b> (Specify roof slope)	FL-30			.22#	6.45	7.80	9.05
<b>EAVE TRIM (ALL PANELS)</b>  Specify roof slope	PART						
	FL-31A	10'-2"	9 5/8"	6.85#	17.25	20.70	26.85
	FL-31B	20'-2"	9 5/8"	13.59#	34.20	41.05	53.20

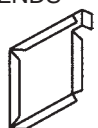
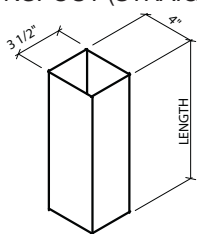
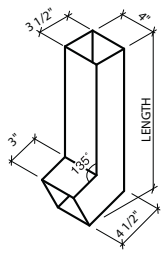
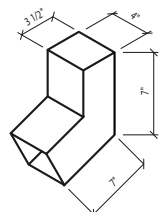
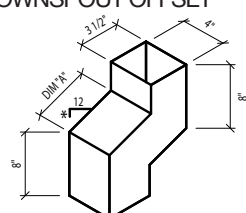
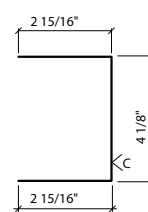
Consult the SBS TECHNICAL MANUAL for proper product application, design details and other product information.

## TRIM

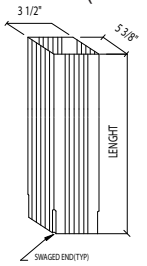
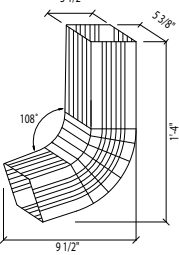
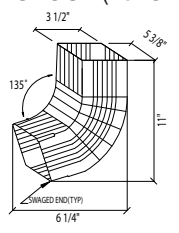
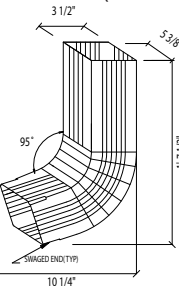
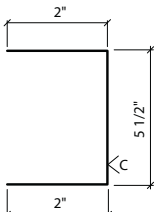
ITEM	DESCRIPTION					PRICE PER EACH			
	PART NUMBER	LENGTH	GIRTH	WEIGHT		GALVALUME®	SMP	KYNAR	
<b>SCULPTURED HANG-ON GUTTER ("R" PANEL)</b> 	<b>PART</b>								
	FL-32A	10'-2"	21 1/4"	15.12#		35.75	43.35	56.90	
	FL-32B	20'-2"	21 1/4"	30.00#		70.90	85.95	112.85	
NOTE: Add \$6.50 per mitered piece. Specify left or right. Specify roof slope.									
<b>GUTTER ENDS</b> Specify roof slope	FL-33 (specify left or right)			.22#		7.25	8.40	9.65	
<b>SCULPTURED HANG-ON GUTTER ("U" PANEL)</b> 	<b>PART</b>								
	FL-34A	10'-2"	21 1/4"	15.12#		35.75	43.35	56.90	
	FL-34B	20'-2"	21 1/4"	30.00#		70.90	85.95	112.85	
NOTE: Add \$6.50 per mitered piece. Specify left or right. Specify roof slope.									
<b>GUTTER ENDS</b> Specify roof slope	FL-35 (specify left or right)			.22#		7.25	8.40	9.65	
<b>BOX HANG ON GUTTER</b> 	<b>PART</b>	<b>DIM.</b>	<b>DIM.</b>						
	NUMBER	"A"	"B"	LENGTH	GIRTH	WEIGHT	GALVALUME®	SMP	KYNAR
	FL-36A	4 1/2"	4 1/4"	10'-2"	17"	12.10#	29.10	35.20	46.05
	FL-36B	4 1/2"	4 1/4"	20'-2"	17"	24.00#	57.75	69.75	91.30
For use with "U" panel.									
	FL-71A	4 1/4"	4 1/2"	10'-2"	17"	12.10#	29.10	35.20	46.05
	FL-71B	4 1/4"	4 1/2"	20'-2"	17"	24.00#	57.75	69.75	91.30
For use with "R" panel.									
Specify roof slope									
<b>BOX EAVE GUTTER</b> 	<b>PART</b>	<b>DIM.</b>	<b>DIM.</b>						
	NUMBER	"A"	"B"	LENGTH	GIRTH	WEIGHT	GALVALUME®	SMP	KYNAR
	FL-37A	4 1/2"	4 1/4"	10'-2"	20 3/4"	14.77#	33.85	41.25	54.50
	FL-37B	4 1/2"	4 1/4"	20'-2"	20 3/4"	29.29#	67.15	81.80	108.10
For use with "U" panel.									
	FL-72A	4 1/4"	4 1/2"	10'-2"	20 3/4"	14.77#	33.85	41.25	54.50
	FL-72B	4 1/4"	4 1/2"	20'-2"	20 3/4"	29.29#	67.15	81.80	108.10
For use with "R" panel.									
Specify roof slope									
<b>GUTTER STRAP</b> 	<b>PART</b>								
	NUMBER	LENGTH	GIRTH	WEIGHT		GALVALUME®	SMP	KYNAR	
	FL-38	1'-0"	2 1/2"	.23#		1.55	1.70	1.90	
For use with "PBU" or "PBR" on FL-32 and FL-34									

Consult the SBS TECHNICAL MANUAL for proper product application, design details and other product information.

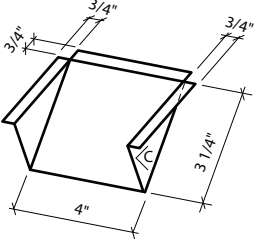
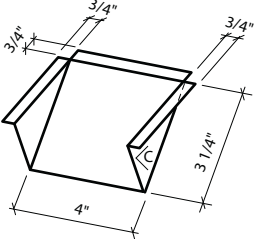
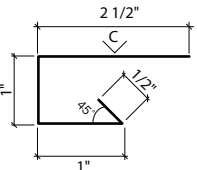
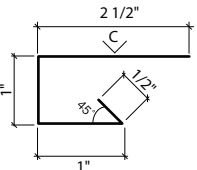
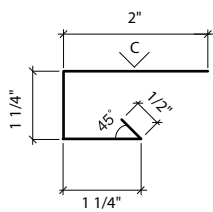
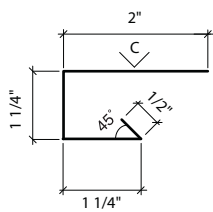
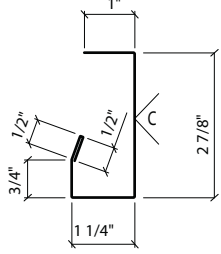
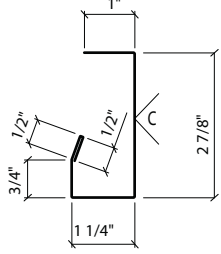
## TRIM

ITEM	DESCRIPTION				PRICE PER EACH						
 Specify left or right.	PART NUMBER		WEIGHT		GALVALUME®	SMP	KYNAR				
	FL-39A	For use with FL-36A, FL-36B, FL-37A and FL-37B.	.21#					7.25	8.40	9.65	
	FL-39B	For use with FL-71A, FL-71B, FL-72A and FL-72B.	.21#		7.25	8.40	9.65				
	PART NUMBER      LENGTH      GIRTH      WEIGHT				GALVALUME®	SMP	KYNAR				
	FL-40A	10'-0"	16 3/4"	11.73#				27.10	32.95	43.50	
	FL-40B	12'-0"	16 3/4"	14.07#	32.50	39.55	52.15				
	FL-40C	14'-0"	16 3/4"	16.42#	37.90	46.15	60.85				
	FL-40D	16'-0"	16 3/4"	18.76#	43.30	52.70	69.55				
	FL-40E	20'-0"	16 3/4"	23.45#	54.15	65.90	86.95				
	PART NUMBER      LENGTH      GIRTH      WEIGHT				GALVALUME®	SMP	KYNAR				
	FL-41A	10'-0"	16 3/4"	11.73#				34.60	40.45	51.00	
	FL-41B	12'-0"	16 3/4"	14.07#	40.00	47.05	59.65				
	FL-41C	14'-0"	16 3/4"	16.42#	45.40	53.65	68.35				
	FL-41D	16'-0"	16 3/4"	18.76#	50.80	60.20	77.05				
	FL-41E	20'-0"	16 3/4"	23.45#	61.65	73.40	94.45				
	PART NUMBER		LENGTH		GIRTH		WEIGHT		GALVALUME®	SMP	KYNAR
	FL-42 (45°)	7"		16 3/4"		1.40#		15.00			
	FL-43 (90°)	7"		16 3/4"		1.40#		15.00	16.40	17.70	
	PART NUMBER      DIM. A      GIRTH      WEIGHT				GALVALUME®	SMP	KYNAR				
	FL-44A	6" - 5'-0"	16 3/4"	1.14# (FT)				33.00	36.60	43.60	
	FL-44B	5'-1" - 10'-0"	16 3/4"	1.14# (FT)	46.35	52.65	59.65				
NOTE: 1. Specify slope* 2. Specify DIM. A (Slope Dimension)											
	PART NUMBER      LENGTH      GIRTH      WEIGHT				GALVALUME®	SMP	KYNAR				
	FL-45	1"	10"	.08#				3.25	3.55	3.80	

## TRIM

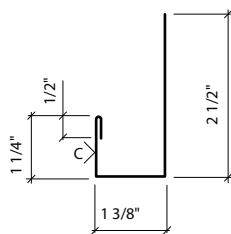
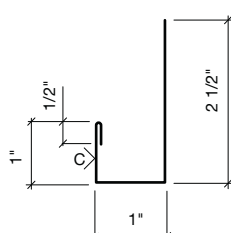
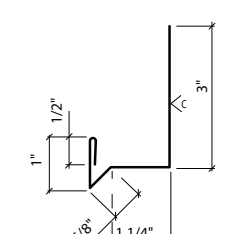
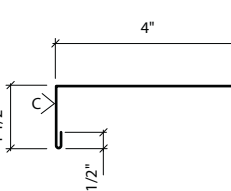
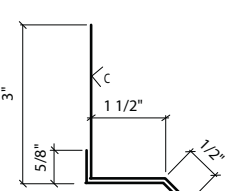
ITEM	DESCRIPTION				PRICE PER EACH		
	PART NUMBER	LENGTH	GIRTH	WEIGHT	GALVALUME®	SMP	KYNAR
<b>ROLL FORMED DOWNSPOUT (STRAIGHT)</b> 	FL-100A	10'-0"	17 9/16"	12.47#	21.85	28.00	N/A
	FL-100B	12'-0"	17 9/16"	14.97#	26.20	33.60	N/A
	FL-100C	14'-0"	17 9/16"	17.46#	30.55	39.20	N/A
	FL-100D	16'-0"	17 9/16"	19.96#	34.95	44.80	N/A
	FL-100E	20'-0"	17 9/16"	24.44#	43.65	56.00	N/A
	NOTE: Available in 26 GA only.						
<b>ROLL FORMED DOWNSPOUT (72° KICKOUT)</b> 	FL-101	1'-4"	17 9/16"	2.29#	9.20	10.45	N/A
	NOTE: Available in 26 GA only.						
<b>ROLL FORMED DOWNSPOUT (45° OFFSET)</b> 	FL-102	0'-11"	17 9/16"	1.25#	7.60	8.30	N/A
	NOTE: Available in 26 GA only.						
<b>ROLL FORMED DOWNSPOUT (5° OFFSET)</b> 	FL-103	1'-7 1/2"	17 9/16"	2.86#	9.95	11.30	N/A
	NOTE: Available in 26 GA only.						
<b>ROLL FORMED DOWNSPOUT STRAP</b> 	FL-104	0'-1"	9 1/2"	.08#	3.20	3.60	3.80

## TRIM

ITEM	DESCRIPTION				PRICE PER EACH		
	PART NUMBER	LENGTH	GIRTH	WEIGHT	GALVALUME®	SMP	KYNAR
<b>SCUPPER</b> 	FL-46	4"	8"	.22#	10.60	11.45	14.40
							
<b>JAMB TRIM ("U" PANEL)</b> 	FL-47A	7'-3"	5"	2.54#	8.45	9.90	10.80
	FL-47B	10'-3"	5"	3.59#	10.25	12.05	15.25
	FL-47C	12'-3"	5"	4.29#	12.25	14.35	18.20
	FL-47D	14'-3"	5"	4.99#	14.20	16.70	21.20
							
<b>JAMB TRIM ("R" PANEL)</b> 	FL-48A	7'-3"	5"	2.54#	8.45	9.90	10.80
	FL-48B	10'-3"	5"	3.59#	10.25	12.05	15.25
	FL-48C	12'-3"	5"	4.29#	12.25	14.35	18.20
	FL-48D	14'-3"	5"	4.99#	14.20	16.70	21.20
							
<b>JAMB TRIM ("A" PANEL)</b> 	FL-49A	7'-3"	7"	3.55#	12.60	14.45	16.75
	FL-49B	10'-3"	7"	5.02#	16.60	19.15	23.65
	FL-49C	12'-3"	7"	6.00#	19.85	22.85	28.25
	FL-49D	14'-3"	7"	6.98#	23.10	26.60	32.85
							

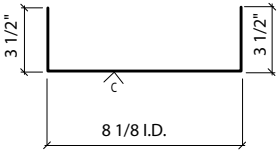
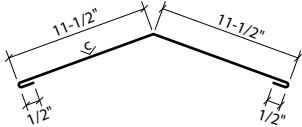
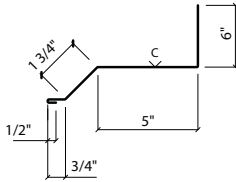
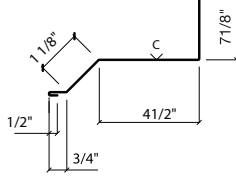
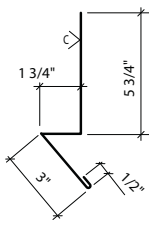
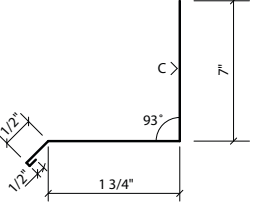
Consult the SBS TECHNICAL MANUAL for proper product application, design details and other product information.

## TRIM

ITEM	DESCRIPTION				PRICE PER EACH		
	PART NUMBER	LENGTH	GIRTH	WEIGHT	GALVALUME®	SMP	KYNAR
<b>HEAD TRIM ("R" OR "A" PANEL)</b> 	FL-50A	3'-4"	5 5/8"	1.31#	7.70	8.40	9.60
	FL-50B	4'-4"	5 5/8"	1.71#	8.40	9.30	10.85
	FL-50C	6'-4"	5 5/8"	2.50#	9.85	11.10	13.35
	FL-50D	10'-4"	5 5/8"	4.07#	12.30	14.45	18.10
	FL-50E	12'-4"	5 5/8"	4.86#	14.80	17.25	21.60
	FL-50F	14'-4"	5 5/8"	5.65#	17.20	20.05	25.10
	<b>HEAD TRIM - ("U" PANEL)</b> 	FL-51A	3'-4"	5"	1.17#	7.45	8.05
FL-51B		4'-4"	5"	1.52#	8.05	8.85	10.25
FL-51C		6'-4"	5"	2.22#	9.35	10.45	12.45
FL-51D		10'-4"	5"	3.62#	11.60	13.40	16.65
FL-51E		12'-4"	5"	5.50#	13.85	16.00	19.90
FL-51F		14'-4"	5"	6.39#	16.10	18.60	23.10
<b>HEAD TRIM - ("R" PANEL)</b> 		FL-52A	3'-4"	6 3/8"	1.49#	9.20	9.95
	FL-52B	4'-4"	6 3/8"	1.93#	10.00	10.95	12.70
	FL-52C	6'-4"	6 3/8"	2.83#	11.60	12.95	15.55
	FL-52D	10'-4"	6 3/8"	4.61#	14.65	16.95	21.10
	FL-52E	12'-4"	6 3/8"	5.50#	17.50	20.25	25.20
	FL-52F	14'-4"	6 3/8"	6.39#	20.35	23.55	29.30
	<b>WINDOW SILL TRIM</b> 	FL-53	10'-2"	6"	4.27#	11.40	13.55
<b>DRIP TRIM - ("R" AND "A" PANELS)</b> 		FL-54A	10'-2"	7 5/8"	5.43#	17.30	20.00
	FL-54B	20'-2"	7 5/8"	10.77#	34.25	39.65	49.30

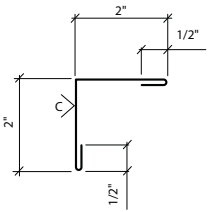
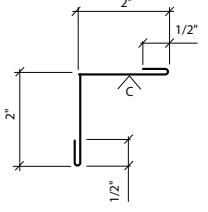
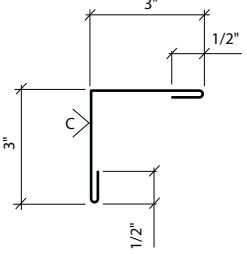
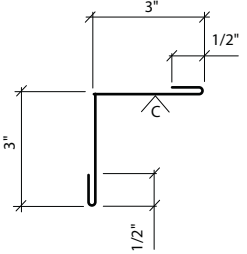
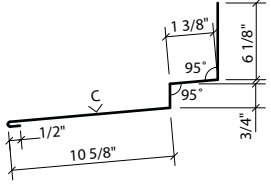
Consult the SBS TECHNICAL MANUAL for proper product application, design details and other product information.

## TRIM

ITEM	DESCRIPTION				PRICE PER EACH		
	PART NUMBER	LENGTH	GIRTH	WEIGHT	GALVALUME®	SMP	KYNAR
<b>CHANNEL CLOSURE TRIM</b> 	PART						
	FL-55	10'-2"	15 1/8"	10.76#	21.65	27.05	36.70
<b>FLAT RIDGE CAP</b>  Specify roof slope.	PART						
	FL-56A	10'-2"	24"	17.40#	36.70	45.25	60.55
	FL-56B	20'-2"	24"	34.80#	72.75	89.75	120.15
<b>ROOF CONVERSION TRIM ("R" PANEL)</b> 	PART						
	FL-57A	10'-2"	14"	9.96#	24.05	29.05	38.00
	FL-57B	20'-2"	14"	19.76#	47.70	57.60	75.35
<b>ROOF CONVERSION TRIM ("U" PANEL)</b> 	PART						
	FL-58A	10'-2"	14"	9.96#	24.05	29.05	38.00
	FL-58B	20'-2"	14"	19.76#	47.70	57.60	75.35
<b>BASE TRIM - ALL PANELS</b> 	PART						
	FL-59	10'-2"	11"	7.83#	19.00	22.90	29.95
	For use without sheeting notch in concrete.						
<b>BASE TRIM - ALL PANELS</b> 	PART						
	FL-60	10'-2"	9 3/4"	6.44#	17.40	20.90	27.10
	For use with sheeting notch in concrete.						

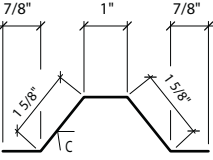
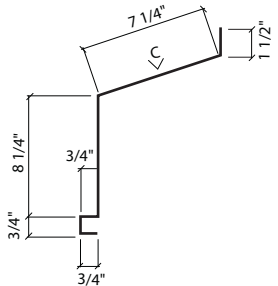
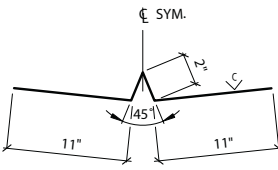
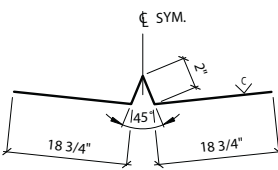
Consult the SBS TECHNICAL MANUAL for proper product application, design details and other product information.

## TRIM

ITEM	DESCRIPTION				PRICE PER EACH		
	PART NUMBER	LENGTH	GIRTH	WEIGHT	GALVALUME®	SMP	KYNAR
<b>2 X 2 OUTSIDE ANGLE</b> 	FL-61	10'-2"	5"	3.56#	12.70	14.45	17.65
<b>2 X 2 INSIDE ANGLE</b> 	FL-62	10'-2"	5"	3.56#	12.70	14.45	17.65
<b>3 X 3 OUTSIDE ANGLE</b> 	FL-63	10'-2"	7"	4.98#	15.20	17.70	22.20
<b>3 X 3 INSIDE ANGLE</b> 	FL-64	10'-2"	7"	4.98#	15.20	17.70	22.20
<b>TIE-IN TRIM</b>  <p>Specify roof slope.</p>	FL-65	10'-2"	19 <sup>3</sup> / <sub>8</sub> "	13.44#	30.85	37.75	50.15

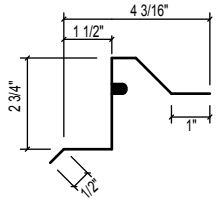
Consult the SBS TECHNICAL MANUAL for proper product application, design details and other product information.

## TRIM

ITEM	DESCRIPTION				PRICE PER EACH		
	PART NUMBER	LENGTH	GIRTH	WEIGHT	GALVALUME®	SMP	KYNAR
<b>LIGHT TRANSMITTING PANEL TRIM ("R" PANEL)</b>  	FL-66A	10'-8"	6"	4.48#	13.30	15.55	19.55
	FL-66B	12'-0"	6"	5.04#	14.95	17.50	22.00
<b>SLIDE DOOR HOOD</b>  	FL-67	10'-2"	19 1/4"	13.70#	30.70	37.55	49.85
	FL-68				7.75	8.90	10.00
<b>STANDARD VALLEY</b>   <p>Specify roof pitch</p>	FL-69A	10'-2"	26"	18.50#	36.65	45.95	62.55
	FL-69B	20'-2"	26"	36.70#	72.75	91.10	124.05
<b>EXTENDED VALLEY</b>   <p>Specify roof pitch</p>	FL-70A	10'-2"	41 1/2"	29.58#	56.25	71.03	97.55
	FL-70B	20'-2"	41 1/2"	58.66#	111.55	140.90	193.50

Consult the SBS TECHNICAL MANUAL for proper product application, design details and other product information.

## TRIM

ITEM	DESCRIPTION				PRICE PER EACH		
	PART NUMBER	LENGTH	GIRTH	WEIGHT	GALVALUME®	SMP	KYNAR
<b>BASE TRIM</b>  	FL-81	20'-0"	7 7/8"	20.0#	N/A	42.60	N/A
	NOTE: Material 20 ga. Burnished Slate only.						

**TRIM PRICING:**

- All trim is 26 gauge material unless noted.
- 24 Gauge GALVALUME and Polar White are available at an additional cost.
- When ordering standard trim in custom lengths, use price per linear foot for standard trim (10'0") plus a 10% surcharge.
- Prices do not include standard packaging.
- All Trim in KYNAR is 24 Gauge only.

**PACKAGING COST:**

- Trim with girth greater than 15" ..... 20 pieces/carton
- Trim with girth less than 15" ..... 50 pieces/carton
- Downspouts..... 12/carton
- Standard Packaging: 500# test cardboard with protective interleaf and metal bands ..... \$21.20 (10') \$35.40 (21')
- Paper wrap only (For customer pick-up only) ..... \$5.00 (10') \$10.00 (21')
- LTL Packaging: 500# test cardboard with protective interleaf, wood blocks and metal bands..... \$42.40 (10') \$70.65 (21')
- Plywood crating ..... \$8.25/linear foot
- Special Packaging ..... Please Inquire.

**DELIVERY:**

- 26 gauge stock colors (see color chart) ..... Approximately 3 Working Days
- Other gauges, colors, and metals ..... Please Inquire.

**SPECIAL TRIM PRICING**

**FORMULA FOR PRICING SPECIAL TRIM**

Use the following formula to calculate the Price Per Foot of Trim:

Girth of Material x Price per Inch of Girth + Price per Number of Breaks

- Price per Inch of Girth
- 26 Gauge (GALVALUME) ~ \$0.15
  - 26 Gauge (SMP COLOR) ~ \$0.20
  - 26 Gauge (KYNAR COLOR) ~ \$0.25
  - 24 Gauge (GALVALUME) ~ \$0.17
  - 24 Gauge (SMP COLOR) ~ \$0.23
  - 24 Gauge (KYNAR COLOR) ~ \$0.28

Price per Break (Hem equals two breaks) ~ \$0.10

- All trim to be 26 gauge material unless noted otherwise.
- Customer drawing or sketch of special trim must be in our possession for order to be processed.
- Specify the side with the finish color.
- If more than one special trim is required, number each piece SF1, SF2, SF3, etc.
- Tapered trim requirements: \$15.00 Set-Up charge per section - NO EXCEPTIONS. Drawings must be furnished by customer and be "shop ready".
- 5'-0 minimum length.

## ANGLE CHART FOR ROOF LINE TRIM



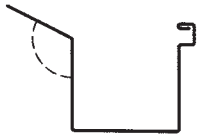
Hip



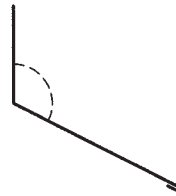
Valley



Ridge



Gutter



Transition



Inside

	Roof Slope											
	1:12	2:12	3:12	4:12	5:12	6:12	7:12	8:12	9:12	10:12	11:12	12:12
Hip	173°	166°	160°	154°	148°	143°	138°	133°	129°	126°	123°	120°
Valley	117°	113°	110°	107°	104°	102°	99°	97°	95°	93°	92°	90°
Ridge	170°	161°	152°	143°	135°	127°	120°	113°	106°	100°	95°	90°
Gutter and Transition	94°	99°	104°	108°	112°	116°	120°	123°	126°	129°	132°	135°
Inside	86°	81°	76°	72°	68°	64°	60°	57°	54°	51°	48°	45°

This chart assumes the roof slopes are the same on both sides of the hip, valley, or ridge line.  
Contact your salesperson if the roof slopes are different.